

**FRAME:**

Kiln dried hardwood and plantation timber

**SEAT SUSPENSION:**


No Sag steel sprung suspension

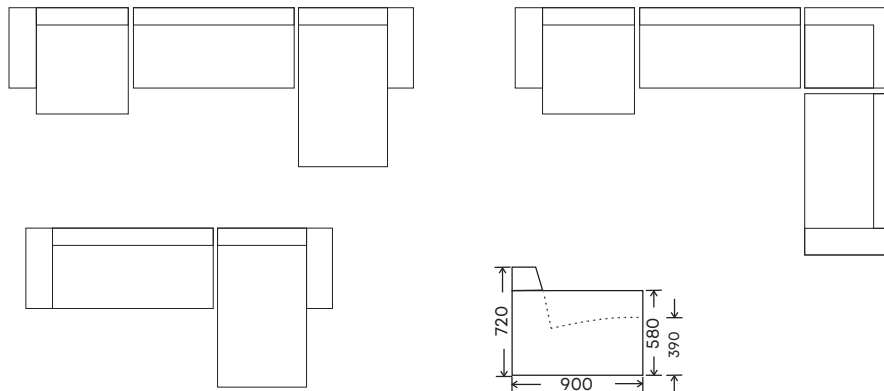
**SEAT CUSHION:**

High Resilience foam with 10 Year guarantee

**BACK CUSHION:**

Fully upholstered with steel sprung

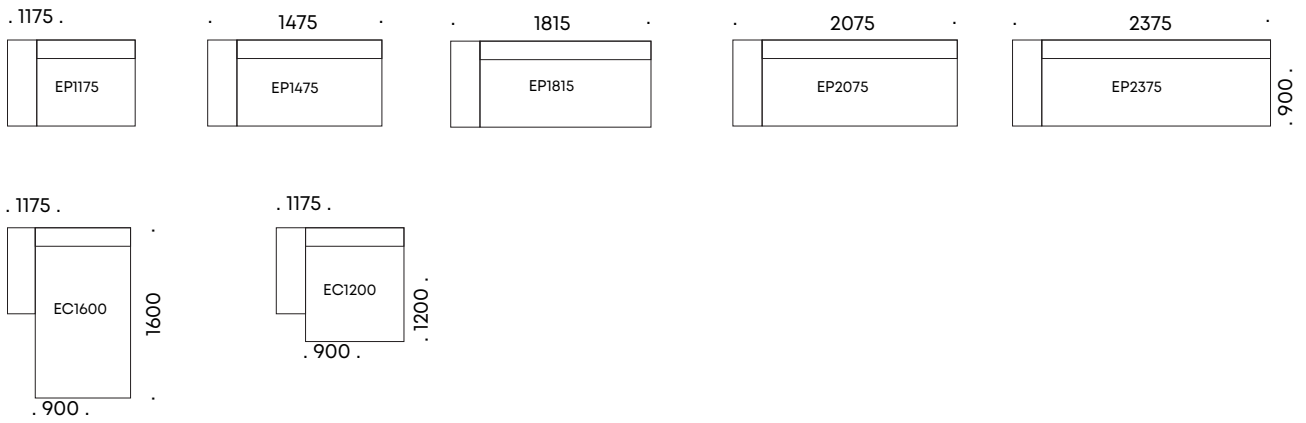




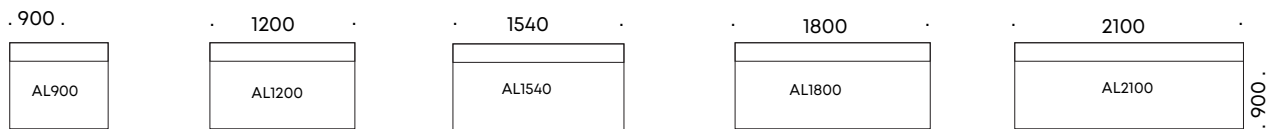
Modular examples, see next page for modular components

- 
- |                         |                                             |
|-------------------------|---------------------------------------------|
| <b>FRAME:</b>           | Kiln dried hardwood and plantation timber   |
| <b>SEAT SUSPENSION:</b> | No Sag steel sprung suspension              |
| <b>SEAT CUSHION:</b>    | High Resilience foam with 10 Year guarantee |
| <b>BACK CUSHION:</b>    | Fully upholstered with steel sprung         |

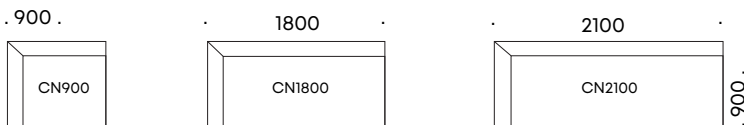
## End piece



## Armless piece



## Corner piece



\*Custom sizes available

\*Please note that dimensions are approximate.